



## Strategic Plan Update - 2017

During the 2014-2015 school year the District, in collaboration with many stakeholders within the community, created a strategic plan to serve as the guideposts for our decision making and action planning within the District. From that work, we created the four pillars that will guide our organization to increasing the outcomes for all of our students. We committed to working toward these goals for the next five years. As our community is an integral piece of the work we do, we also want to keep you posted on our progress toward these goals.

**S**udent Success is at the core of everything we do. The goal under this pillar is:

***All students will increase their achievement and attain annual personal growth goals in order to reach their highest potential.***

The Strategic Initiatives, under this pillar, talk about ensuring curricular guarantees and high-quality instruction, using differentiation and integrated technology to reach every student. We made a commitment to implementing a system of regular data analysis so that all involved are able to make decisions and develop an action plan to monitor our progress and continuously update our action plans. Throughout the District, we are now using a tool called EduClimber which has successfully put all of the data for each child in one easy to reach location and it follows a student all the way through the District. Finally, we commit to ongoing professional development for all staff within the District to ensure everyone has the skills necessary to reach our strategic goal, increased student success!

We agreed that we would measure our progress toward this goal by using the following data points:

- State assessment results in English/Language Arts and Math
- Attendance Rate
- Record of students achieving their Personal Growth Goals based on district-wide assessments.

### State Assessment Results

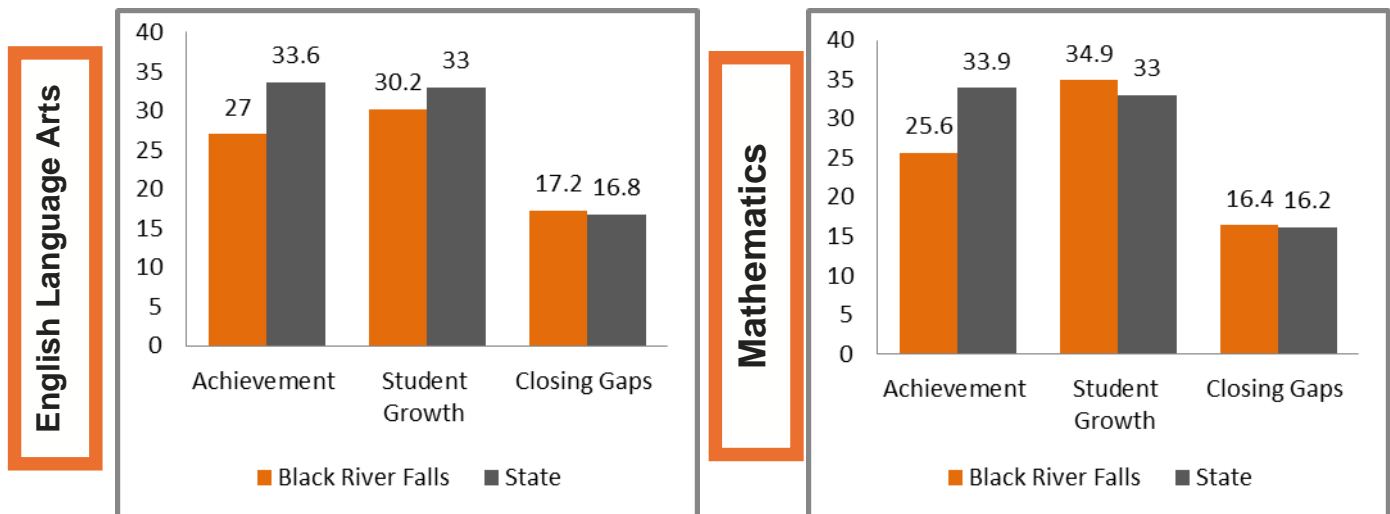
The State Accountability Assessments are given to all students for English/Language Arts and Math. These are: The Wisconsin Forward Exam, given in 3rd-10th grade, and the ACT Plus Writing, given to 11th grade. These tests were given last spring as a measure of progress during the 2015-2016 school year. The results are reported below in three ways:

**Achievement:** The percentage of students scoring proficient or advanced.

**Student Growth:** The percentage showing how students are growing compared to their peers in the state (value add).

**Closing Gaps:** The percentage of the achievement in subgroups (race/ethnicity, economic status, etc.) of students compared to all other students in the state.

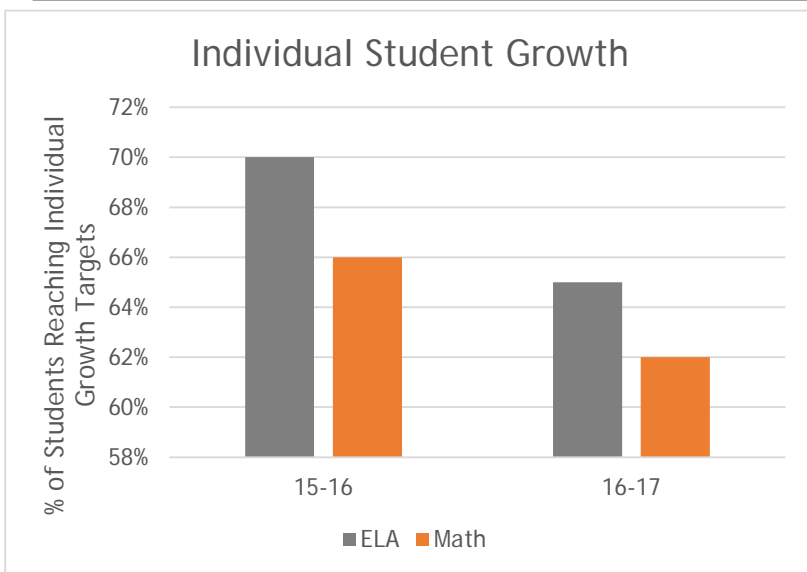
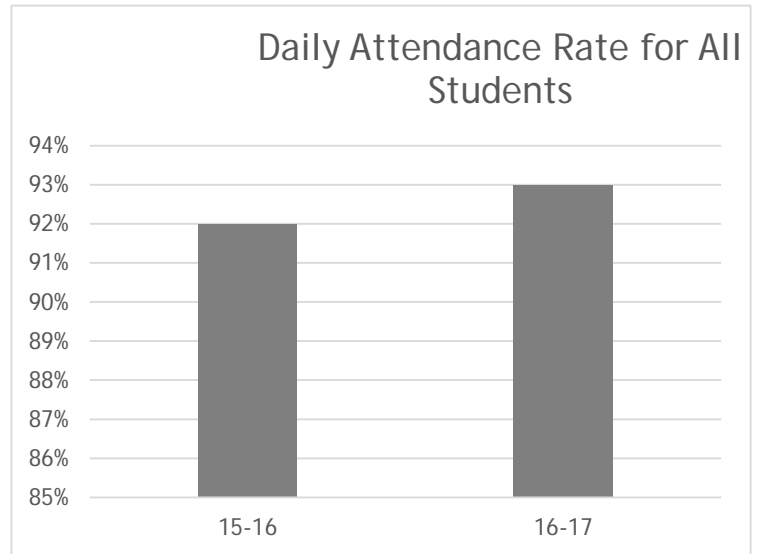
### BASELINE DATA 2015-2016



## Attendance Rate

The connection to student success in school and their attendance is absolutely critical. Studies show that only 17% of students that are chronically absent in Kindergarten and First grade will be reading on grade level after 3<sup>rd</sup> Grade. Nine or more absences in a year is considered chronic absences.

While our overall average for the District is equal to the state, we have more concerns regarding attendance with our youngest students at Forrest Street and our older students at the High School. The more positive attendance in the middle grades helps our District average.



## Achieving Personal Growth Goals

The chart to the left shows the percentage of our students in grades 2 - 8 that reach their individual growth targets. To calculate this data we use student scores on their STAR tests.

The growth goals are nationally normed based on thousands of students across the Nation taking the same assessments. A student's growth goal is determined based on their age/grade level and their original score on the assessment.