

Canvas Parent App



Google Play Store

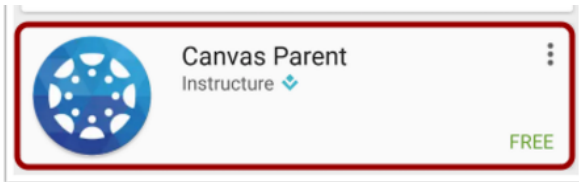


iTunes



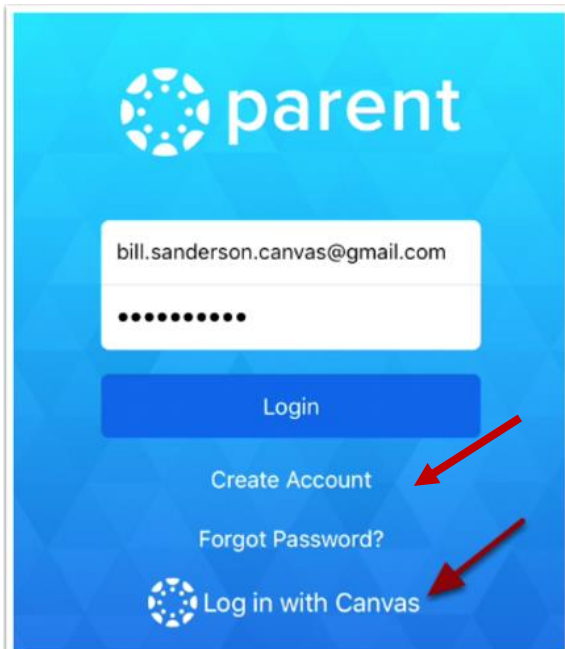
The Canvas Parent app lets you view a student's course events, upcoming assignments, and grades. You can also add and view multiple students in your account.

1. **Download the Parent App from the Google Play Store or iTunes.**
(Make sure this is the new blue parent app.)

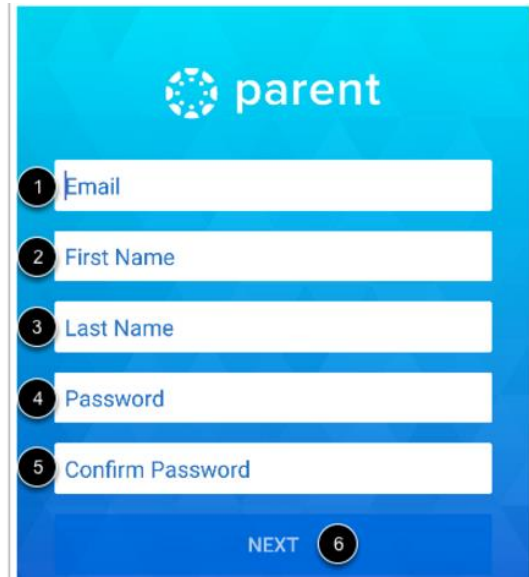


2. **Create your Account**

If you already have a Canvas account, select **Log in with Canvas**. If you do not have a Canvas account, select **Create Account**.

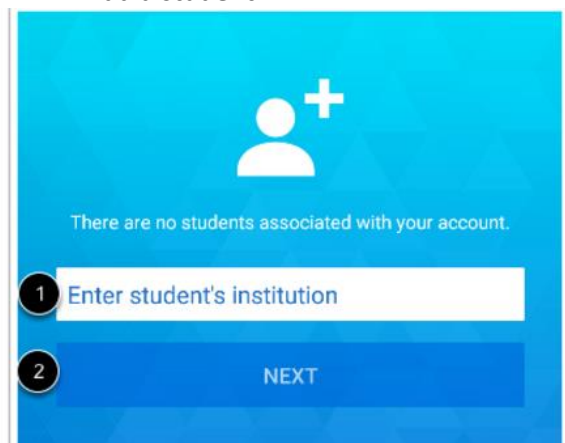


3. **Setting up a New Account**



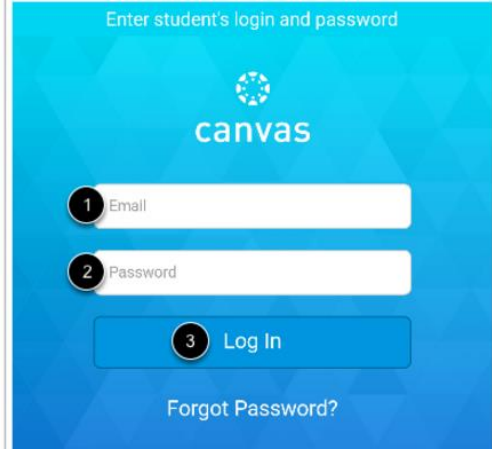
Enter your email [1], first name [2], and last name [3]. Enter a password [4] and reconfirm the password [5]. Tap the **Next** button [6].

4. **Add a student**




Add a student to your account. Enter the name of your student's institution (**brf.instructure.com**) [1]. Tap the **Next** button [2].


5. *Enter Student Login Information



Enter your student's username [1] and password [2]. Tap the **Log In** button [3].
(See Information Below)

To add additional students:

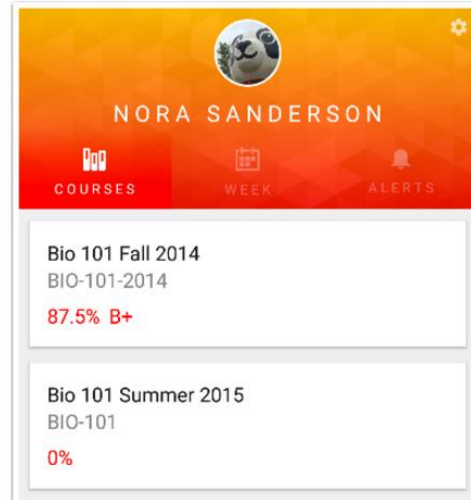
Click the settings cog  (top right)

Click the Plus Sign 

Repeat the school search and student login.

**This step is required whether you are setting up a new Canvas account or logging in for the first time with an existing Canvas account.*

6. View Dashboard



Your added student's name and profile picture display on the Dashboard. If you have multiple students associated with your account, you can view another student by tapping the student's picture or swiping the app.

From the Settings icon, you can view the students you are following, add alerts, add students, access help, and logout. Learn how to manage settings.

Child's Username and Password

Passwords were changed this year to align student passwords with software requirements. The middle and high school passwords now use the same convention for ease of access for students transitioning from the middle school to the high school.

Student's Username	First 5 letters of student's last name Followed by first 3 letters of student's first name Followed by student's 2-digit grad year *Note: If student's last name is less than 5 characters, use the student's entire last name.	
Student's Password	First letter of student's first name (upper case) Followed by first letter of student's last name (lower case) Followed by 4-digit grad year Followed by 4-digit lunch pin	
Example	John Smith Graduates 2022 Lunch Pin 5465	Username: smithjoh22 Password: Js20225465 (Note: the J is uppercase)

**Note: Usernames and passwords will not contain spaces, apostrophes, or any special characters.*